

Crestron Fusion[®] 10

Custom Reports

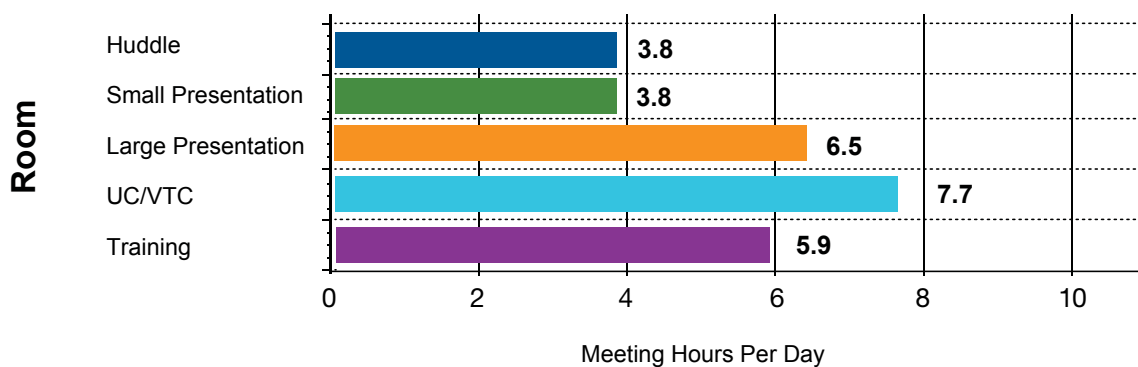


Analytics your way

Crestron Fusion 10 gives you the analytic reports you need to acquire valuable insight into how your meeting rooms, facilities, and AV equipment are used and how energy is consumed. These reports are designed to help you plan for and cost-justify investments in the integrated building technologies from Crestron that make your knowledge workers more productive and your business more profitable.

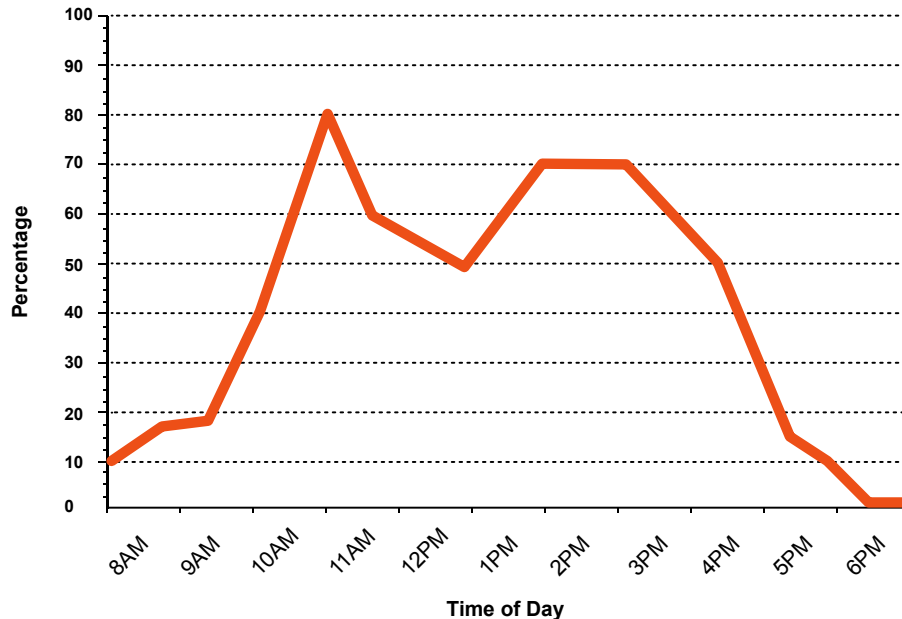
What types of rooms are most in demand?

Understanding what types of rooms are used most often can drive decisions about workspace design, such as how many rooms and what types of rooms are needed to optimize workflow and productivity.



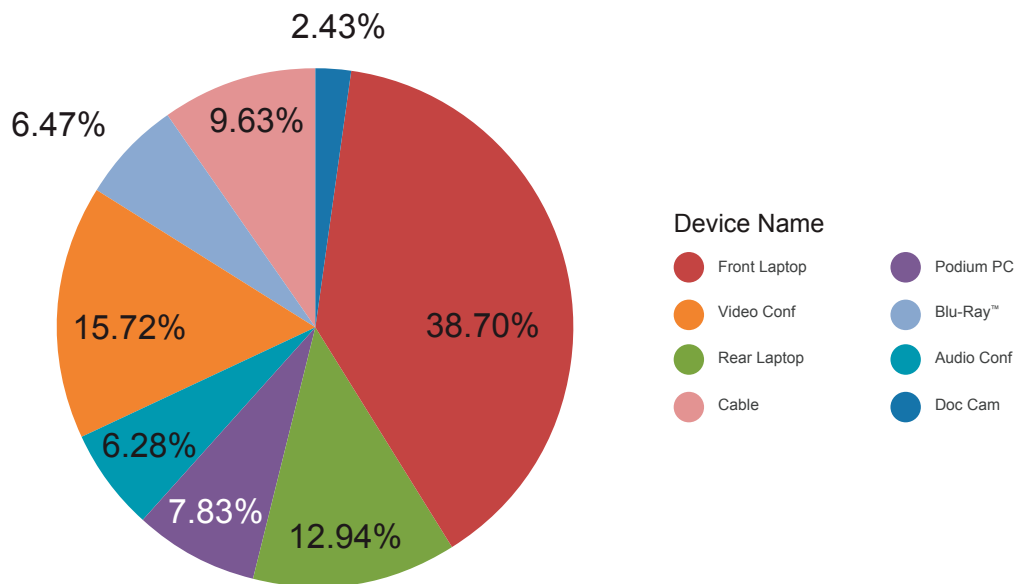
How many meetings are held in my rooms during any particular time of day?

Insight into when rooms are used can drive workflow management to alleviate bottlenecks and improve productivity. For example, more rooms may need to be built, or knowledge workers may need to be encouraged to schedule more meetings before 10am and after 2pm.



What devices are used most often?

Device usage reports can save money and increase productivity. The data indicates no further investment in documents cameras is necessary, but additional connectivity options for laptops and video conferencing may be important moving forward.



Learn more at crestron.com/fusion

All brand names, product names, and trademarks are the property of their respective owners. Certain trademarks, registered trademarks, and trade names may be used in this document to refer to either the entities claiming the marks and names or their products. Crestron disclaims any proprietary interest in the marks and names of others. Crestron is not responsible for errors in typography or photography. ©2015 Crestron Electronics, Inc.

